



*virucidal activity against human coronavirus HCoV-229E according to ISO 21702. On our PVC handrails, 99.96% of the virus eliminated after two hours



LINEA'TOUCH LED - PVC SHEATHED TRILOBED HANDRAILS - 40 MM WIDTH

BACTERICIDAL JOINT



APPLICATIONS

The new Linea'Touch LED handrail is designed to help people move around safely in corridors and traffic areas. Thanks to its exclusive trilobed shape, developed with our partner architects and validated by ergonomists, the Linea'Touch LED handrail provides an excellent handgrip while protecting walls effectively and now offers a user guiding system thanks to integrated lighting.

Ideal in hospitals, clinics, retirement homes, disability centers, performance venues, hotels, offices, etc., the LED handrail provides comfort and safety for your users and staff, along with design and aesthetics for your establishment. With Linea'Touch LED, create your customised ambiance, for each area, department or floor.


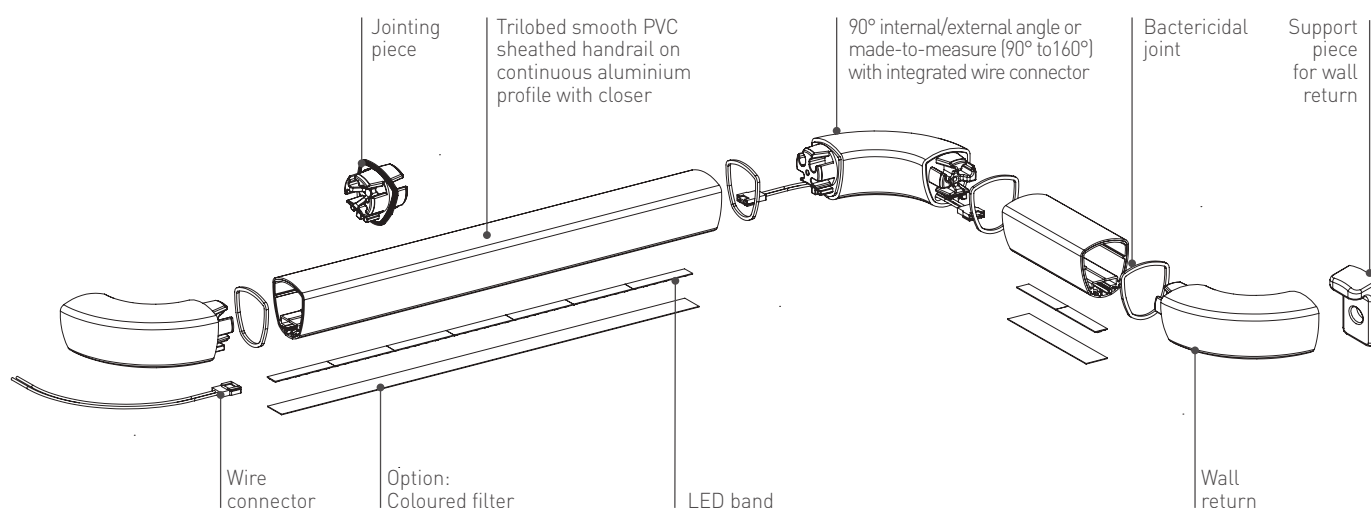
The Linea'Touch LED handrail operates with a 24 VDC 60 W dimmable power supply box for a maximum handrail length of 8 meters. The internal/external angle pieces have an integrated power cable for connection with the LED bands. The power supply can be placed in a false ceiling or electrical cabinet for easier maintenance (intervention by an electrician is recommended). A switch, programmer or proximity sensor can be associated with the handrail.

Refer to the Installation Procedures.


It is fitted with bactericidal joints.

DESCRIPTION

- Model: Linea'Touch LED - PVC sheathed - trilobed handrail
- Cross section: height 42 mm x width 40 mm
- Length:
 - Handrail: 4 m
 - LED band: 5 m (cuttable)
 - Coloured filter: 1 m
- Overall Projection: 80 mm
- Stand-off from wall: 40 mm
- Material: antibacterial and Bs2d0 fire-rated PVC, solid colour, on continuous aluminium profile, bactericidal joint
- Fixing: on bugled and quick removable 2-point self-locking aluminium brackets, silver anodised effect, screwed to the wall every 1.20 m (0.80 m centres in heavy traffic areas and on light partitions like plasterboard)
- Colours:
 - 28 in stock and 11 on order for the handrail
 - 5 for the optional coloured filter



55 mm bugled
Quick removable self-locking aluminium bracket silver anodised effect



▼ Colours on order

Colours available per product: please see the colour summary hinge



SPECIFICATION

Package: Capentry/Joinery

• Description: trilobed handrail with PVC sheath and lighting LED system (Linea'Touch LED - PVC sheathed as manufactured by SPM) with a cross section from 28 to 40 mm to give it an ergonomic and anti-rotation design. It is 42 mm high, 40 mm width and projects 80 mm from the wall. It consists of a 2 mm thick continuous aluminium profile, covered by a 1.5 mm thick smooth and antibacterial PVC sheath, achieving Bs2d0 reaction to fire classification with solid colour, a wire connector, a LED band of 5 meters which can be cut every 50 mm, and a closer underneath. A protective film is specified to minimise cleaning before acceptance. The section comprises a groove into which brackets and closer slide and lock. A colour filter (colour selected by architects from manufacturer's standard range) can be inserted between the LED band and the closer. Wall fixing is by quick removable silver anodised effect aluminium bugled brackets with 2-point self-locking, 55 mm wide. The axial position of the brackets provides an excellent guiding. Various smooth and antibacterial PVC accessories, achieving Bs2d0 reaction to fire classification with solid colour, (classic wall returns, 90° internal/external angles or made-to-measure from 90° to 160°), supplied with bactericidal joints, are available to finish the handrail assembly and are sleeved into profile with clamping screws. Technical solutions are available to ensure continuity around corners (90° or made-to-measure with integrated wire connector). In staircases (3-way "universal joint" rotation angle - Rapid'Angle® as manufactured by SPM) and across service ducts (Quick-removable assembly wedge) continuity is ensured without LED system. This handrail achieves an impact resistance in excess of 70 Joules -i.e. an impact of more than 220 kg travelling at 2 km/h.

• Norms: CE compliant with European Directives, Class III (LED only).

• Environment:

- Electrical components (LED bands and cables): compliant with RoHS Directive.

- Handrail and accessories: no heavy metals and no substance potentially subjected to any REACH restriction are used in its manufacture, nor PBT/BPA. The calcium-zinc thermal stabilisation process is used. The emission level of volatile substance in inside air has been tested according to ISO 16000-6 and is very low (A+) according to the French regulation (23 March 2011 nr 2011-321 Decree and 19 April 2011 Order). 100% of the product are recyclable.

• Colour: selected by architects from manufacturer's standard range.


• Installation method: upper edge of section 0.90 m max. above floor level. Fixes to 2-point quick removable assembly self-locking 55 mm bugled bracket in aluminium screwed to the wall every 0.80 m to 1.20 m centres (0.80 m centres in heavy traffic corridors and on light partitions like plasterboard). Wall returns and angles to be fixed with 2.5 mm Allen clamping screws. Operates with a dimmable 24 VDC constant voltage power supply box with sufficient power for a LED band of 12W/m (dimmable driver 24 VDC 60W as supplied by SPM). The power supply and the electrical connection belong to the Electrical installation package.

Package: Electrical installation

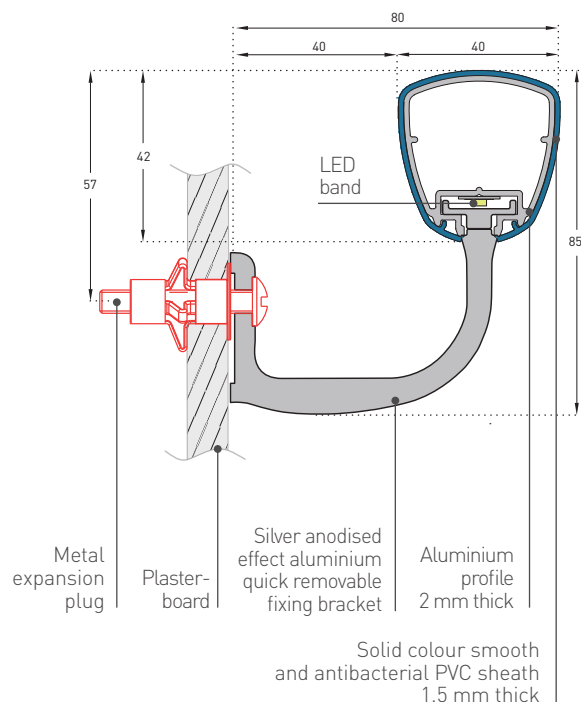
• The trilobed handrail with lighting LED system (Linea'Touch LED - PVC sheathed as manufactured by SPM), operates with a dimmable 24 VDC constant voltage power supply box with sufficient power for a LED band of 12W/m (dimmable driver 24 VDC 60W as supplied by SPM) which gets the following characteristics:

- Output voltage Uout: 24 VDC
- Max power: 60 W
- Maximum length: 8 m
- Graduation technology: 0-10 V PWM Resistance
- Dimensions: 150 x 53 x 35 mm

• The power supply and the electrical connection belong to the Electrical installation package.



55 mm bugled
Quick removable
self-locking aluminium bracket
silver anodised effect



Specifications and section drawings on our website www.spm-international.com



BimObject

BimObject in Revit and Archicad